


371086 (E7CSEDC000)

Electric Chip Scuttle Top with 1 well

Main Features

- All major compartments located in front of unit for ease of maintenance.
- Easy-to-use control panel.
- Unit supplied with a perforated GN 1/1 false bottom specially shaped for easier food collection.
- Well able to contain 1/1 GN container with a maximum height of 150 mm.
- Recommended for use next to a fryer to allow excess oil to drip in the well basin.
- Unit to have infrared heating elements positioned on the back of the unit to keep servings warm until ready to be plated and served.
- Suitable for countertop installation.

Construction

- Model has right-angled side edges to allow flush fitting joints between units, eliminating gaps and possible dirt traps.
- One piece pressed 1.5 mm work top in Stainless steel.
- IPx4 water protection.
- All exterior panels in Stainless Steel with Scotch Brite finishing.

Optional Accessories

PNC Code	Description
Bridge supports	
206137	Support for bridge type installation, 800mm
206138	Support for bridge type installation, 1000mm
206139	Support for bridge type installation, 1200mm
206140	Support for bridge type installation, 1400mm
206141	Support for bridge type installation, 1600mm
206154	Support for bridge type installation, 400mm
Chimney upstands	
206303	Chimney upstand, 400mm



PNC Code	Description
Handrails	
206307	Right and left side handrails
206308	Back handrail 800 mm
216046	Frontal handrail, 400mm
216047	Frontal handrail, 800mm
216049	Frontal handrail, 1200mm
216050	Frontal handrail, 1600mm
216185	Large handrail - portioning shelf, 400mm
216186	Large handrail - portioning shelf, 800mm
Installation solutions	
206086	Junction sealing kit
Panels	
216277	2 side covering panels for top appliances



Technical specifications

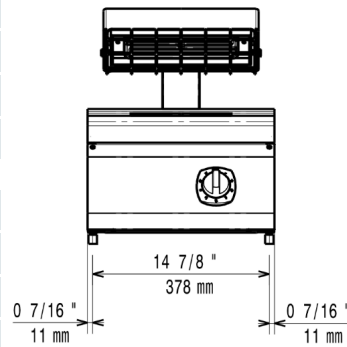
Electric

Supply voltage:	220-230 V/1 ph/50-60 Hz
Electrical power max.:	1 kW
Total Watts:	1 kW
Predisposed for:	

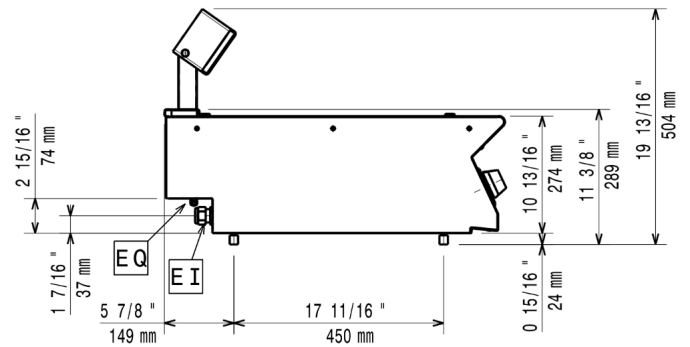
Key Information:

Usable well dimensions (width):	306 mm
Usable well dimensions (height):	156 mm
Usable well dimensions (depth):	510 mm
External dimensions, Width:	400 mm
External dimensions, Depth:	730 mm
External dimensions, Height:	250 mm
Net weight:	20 kg
Shipping weight (gross):	27 kg
Shipping height:	650 mm
Shipping width:	460 mm
Shipping depth:	820 mm
Shipping volume:	0.25 m ³
Certification group:	ECS7

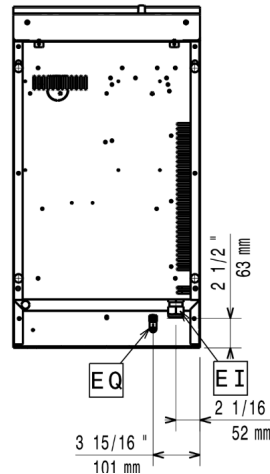
Front



Side



Top



EI = Electrical inlet (power)



Find out more:
ISO Certificates
Electrolux Professional Recognitions

The company reserves the right to make modifications to the products without prior notice. All information correct at time of printing.

2026/06/25

3/3